

Vimala College (Autonomous)

Thrissur



Student Satisfaction Survey

2020-2021

1. Please confirm this is the first and only time you answer this survey.
a) Yes b) No
2. Gender
a) Female b) Male c) Transgender
3. What degree program are you pursuing now?
a) Bachelor's b) Master's c) M Phil d) Doctorate e) Other
4. What subject area are you currently pursuing?
a) Arts b) Commerce c) Science d) Professional e) Other
5. How much of the syllabus was covered in the class?
4 - 85 to 100% / 3 - 70 to 84% / 2 - 55 to 69% / 1- 30 to 54% / 0 -Below 30%

Sl.No	Programme of Study	Responses Received				
		4 - 85 to 100%	3 - 70 to 84%	2 - 55 to 69%	1- 30 to 54%	0 -Below 30
1	BA Economics	50	8	1	0	0
2	BA English Language & Literature	26	9	1	0	0
3	BA Functional English	22	6	0	0	0
4	BA Malayalam Language & Literature	26	4	0	0	0
5	BA Sociology	33	10	2	1	0
6	BCom Finance (Aided)	46	6	0	0	0
7	BCom Finance (Self Financing)	46	9	0	0	0
8	BSc Botany	26	4	1	0	0
9	BSc Chemistry	24	4	2	0	0
10	BSc Computer Science	33	2	0	0	0
11	BSc Home Science -Family & Community Science	29	5	0	0	0
12	BSc Home Science-Textile & Fashion Technology (Self Financing)	4	8	0	0	0
13	BSc Mathematics	37	8	0	1	0
14	BSc Physics	31	0	0	0	0
15	BSc Statistics	20	3	0	0	0
16	BSc Zoology	33	0	0	0	0
17	MA Economics	18	3	0	0	0

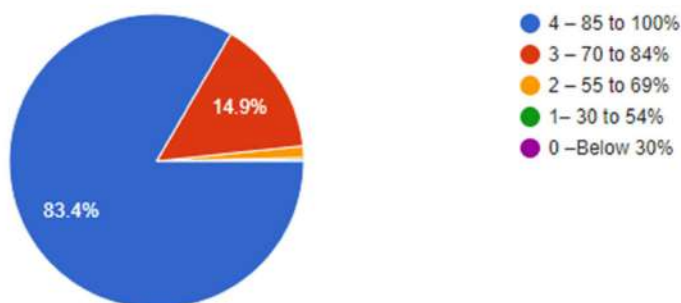


18	MA English	15	5	0	0	0
19	MA Malayalam	12	0	0	0	0
20	MA Sociology (Self Financing)	16	0	0	0	0
21	MCom	24	1	0	0	0
22	MSc Botany (Self Financing)	10	2	0	0	0
23	MSc Chemistry (Self Financing)	14	1	0	0	0
24	MSc Home Science-Textile & Costume Science (Self Financing)	8	0	0	0	0
25	MSc Mathematics (Self Financing)	9	0	0	0	0
26	MSc Nutrition & Dietetics (Self Financing)	9	5	0	0	0
27	MSc Physics	13	0	0	0	0
28	MSc Zoology (Self Financing)	7	3	0	0	0
29	MSW	10	9	3	0	0
30	PG Diploma in Nutrition & Dietetics	2	1	0	0	1
31	PG Diploma in Data Science (Self Financing -UGC)	0	1	0	0	0
32	Exact Class not mentioned properly	1	0	0	0	0
	Total	654 (83.41%)	117 (14.92%)	10 (1.27%)	2 (0.25%)	1 (0.12%)
	Grand Total	784				

How much of the syllabus was covered in the class?

 Copy

784 responses



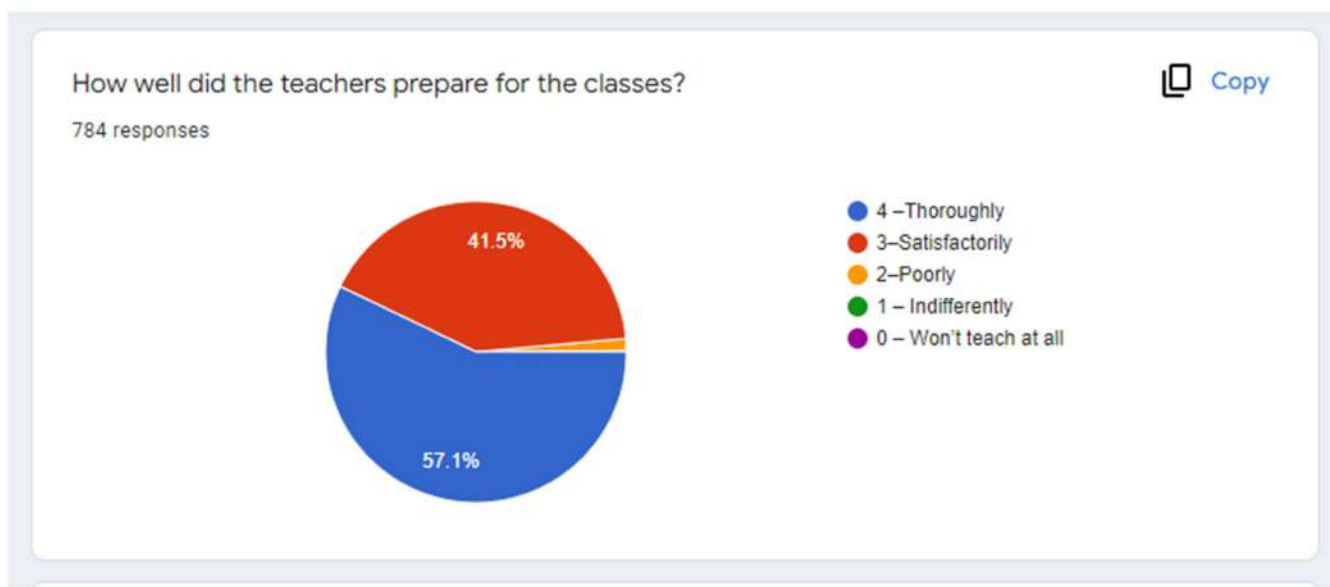
6. How well did the teachers prepare for the classes?

4 -Thoroughly/3-Satisfactorily /2-Poorly/1 - Indifferently/0 - Won't teach at all

Sl.No	Programme of Study	Responses Received				
		4 - Thoroughly	3- Satisfactorily	2-Poorly	1 - Indifferently	0 - Won't teach at all
1	BA Economics	30	28	1	0	0
2	BA English Language & Literature	17	18	1	0	0
3	BA Functional English	12	16	0	0	0
4	BA Malayalam Language & Literature	22	8	0	0	0
5	BA Sociology	18	27	1	0	0
6	BCom Finance (Aided)	32	19	1	0	0
7	BCom Finance (Self Financing)	18	37	0	0	0
8	BSc Botany	19	11	1	0	0
9	BSc Chemistry	17	11	2	0	0
10	BSc Computer Science	19	16	0	0	0
11	BSc Home Science -Family & Community Science	24	10	0	0	0
12	BSc Home Science-Textile & Fashion Technology (Self Financing)	2	10	0	0	0
13	BSc Mathematics	17	26	2	1	0
14	BSc Physics	22	9	0	0	0
15	BSc Statistics	13	10	0	0	0
16	BSc Zoology	30	3	0	0	0
17	MA Economics	13	8	0	0	0
18	MA English	12	8	0	0	0
19	MA Malayalam	11	1	0	0	0
20	MA Sociology (Self Financing)	8	8	0	0	0
21	MCom	17	8	0	0	0



22	MSc Botany (Self Financing)	7	5	0	0	0
23	MSc Chemistry (Self Financing)	15	0	0	0	0
24	MSc Home Science-Textile & Costume Science (Self Financing)	4	4	0	0	0
25	MSc Mathematics (Self Financing)	9	0	0	0	0
26	MSc Nutrition & Dietetics (Self Financing)	6	8	0	0	0
27	MSc Physics	13	0	0	0	0
28	MSc Zoology (Self Financing)	5	4	1	0	0
29	MSW	12	10	0	0	0
30	PG Diploma in Nutrition & Dietetics	3	1	0	0	0
31	PG Diploma in Data Science (Self Financing -UGC)	0	1	0	0	0
32	Exact Class not mentioned properly	1	0	0	0	0
	Total	448 (57.14%)	325 (41.45%)	10 (1.27%)	1 (0.12%)	0
	Grand Total	784				



7. How well were the teachers able to communicate?

4 – Always effective / 3 – Sometimes effective / 2 – Just satisfactorily

1– Generally ineffective / 0– Very poor communication

Sl.No	Programme of Study	Responses Received				
		4 – Always effective	3 – Sometimes effective	2 – Just satisfactorily	1– Generally ineffective	0– Very poor communication
1	BA Economics	44	11	3	0	1
2	BA English Language & Literature	19	14	2	1	0
3	BA Functional English	11	15	2	0	0
4	BA Malayalam Language & Literature	26	3	1	0	0
5	BA Sociology	23	14	7	1	1
6	BCom Finance (Aided)	42	8	2	0	0
7	BCom Finance (Self Financing)	31	16	7	1	0
8	BSc Botany	20	10	1	0	0
9	BSc Chemistry	17	5	4	3	0
10	BSc Computer Science	24	9	1	1	0
11	BSc Home Science - Family & Community Science	24	10	0	0	0
12	BSc Home Science- Textile & Fashion Technology (Self Financing)	3	7	2	0	0
13	BSc Mathematics	23	18	5	0	0
14	BSc Physics	21	9	1	0	0
15	BSc Statistics	19	4	0	0	0
16	BSc Zoology	28	5	0	0	0
17	MA Economics	17	3	2	0	0
18	MA English	12	6	2	0	0
19	MA Malayalam	12	0	0	0	0
20	MA Sociology (Self Financing)	12	4	0	0	0

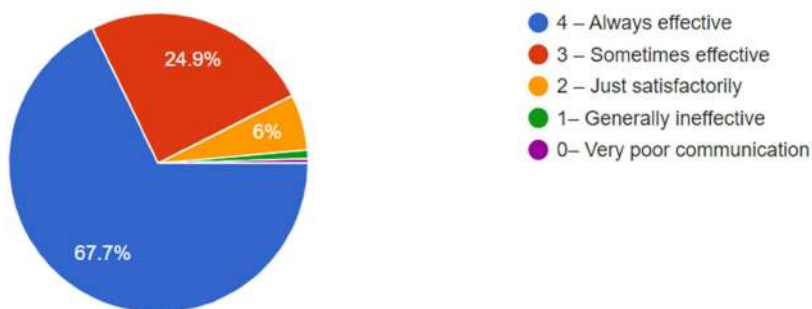


21	MCom	20	3	1	0	1
22	MSc Botany (Self Financing)	10	2	0	0	0
23	MSc Chemistry (Self Financing)	13	2	0	0	0
24	MSc Home Science-Textile & Costume Science (Self Financing)	6	2	0	0	0
25	MSc Mathematics (Self Financing)	9	0	0	0	0
26	MSc Nutrition & Dietetics (Self Financing)	8	4	2	0	0
27	MSc Physics	12	1	0	0	0
28	MSc Zoology (Self Financing)	6	3	1	0	0
29	MSW	14	6	2	0	0
30	PG Diploma in Nutrition & Dietetics	3	1	0	0	0
31	PG Diploma in Data Science (Self Financing -UGC)	1	0	0	0	0
32	Exact Class not mentioned properly	1	0	0	0	0
	Total	535 (68.23%)	195 (24.87%)	48 (6.12%)	7 (0.89%)	3 (0.38)
	Grand Total	784				

How well were the teachers able to communicate?

 Copy

784 responses



8. The teacher's approach to teaching can best be described as
4- Excellent / 3 - Very good / 2 - Good / 1 - Fair / 0- Poor

Sl.No	Programme of Study	Responses Received				
		4- Excellent	3 - Very good	2 - Good	1 - Fair	0- Poor
1	BA Economics	32	21	5	1	0
2	BA English Language & Literature	14	12	8	2	0
3	BA Functional English	7	17	4	0	0
4	BA Malayalam Language & Literature	24	5	1	0	0
5	BA Sociology	13	20	12	1	0
6	BCom Finance (Aided)	28	20	4	0	0
7	BCom Finance (Self Financing)	18	25	11	1	0
8	BSc Botany	13	16	2	0	0
9	BSc Chemistry	14	8	3	5	0
10	BSc Computer Science	13	18	4	0	0
11	BSc Home Science -Family & Community Science	23	8	3	0	0
12	BSc Home Science-Textile & Fashion Technology (Self Financing)	1	7	4	0	0
13	BSc Mathematics	17	18	11	0	0
14	BSc Physics	18	13	0	0	0
15	BSc Statistics	16	7	0	0	0
16	BSc Zoology	29	4	0	0	0
17	MA Economics	17	3	1	0	0
18	MA English	9	7	3	1	0
19	MA Malayalam	11	1	0	0	0
20	MA Sociology (Self Financing)	11	5	0	0	0
21	MCom	20	4	1	0	0

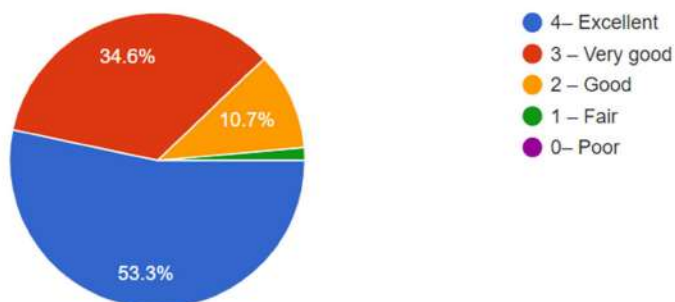


22	MSc Botany (Self Financing)	9	2	1	0	0
23	MSc Chemistry (Self Financing)	11	4	0	0	0
24	MSc Home Science-Textile & Costume Science (Self Financing)	4	4	0	0	0
25	MSc Mathematics (Self Financing)	9	0	0	0	0
26	MSc Nutrition & Dietetics (Self Financing)	5	7	2	0	0
27	MSc Physics	12	1	0	0	0
28	MSc Zoology (Self Financing)	5	4	1	0	0
29	MSW	10	9	3	0	0
30	PG Diploma in Nutrition & Dietetics	4	0	0	0	0
31	PG Diploma in Data Science (Self Financing -UGC)	0	1	0	0	0
32	Exact Class not mentioned properly	1	0	0	0	0
	Total	418 (53.31%)	271 (34.56)	84 (10.71)	11 (1.40)	0
	Grand Total	784				

The teacher's approach to teaching can best be described as

 Copy

784 responses



9. Fairness of the internal evaluation process by the teachers.

4 – Always fair/3 – Usually fair/2–Sometimes unfair/1 – Usually unfair / 0– Unfair

Sl.No	Programme of Study	Responses Received				
		4 – Always fair	3 – Usually fair	2– Sometimes unfair	1 – Usually unfair	0– Unfair
1	BA Economics	34	20	4	0	1
2	BA English Language & Literature	19	13	4	0	0
3	BA Functional English	18	8	2	0	0
4	BA Malayalam Language & Literature	26	2	2	0	0
5	BA Sociology	21	19	6	0	0
6	BCom Finance (Aided)	37	13	2	0	0
7	BCom Finance (Self Financing)	35	17	2	1	0
8	BSc Botany	21	10	0	0	0
9	BSc Chemistry	19	4	7	0	0
10	BSc Computer Science	17	16	2	0	0
11	BSc Home Science -Family & Community Science	26	7	1	0	0
12	BSc Home Science-Textile & Fashion Technology (Self Financing)	4	7	1	0	0
13	BSc Mathematics	25	19	2	0	0
14	BSc Physics	23	6	2	0	0
15	BSc Statistics	15	6	2	0	0
16	BSc Zoology	27	5	1	0	0
17	MA Economics	15	5	1	0	0
18	MA English	12	8	0	0	0
19	MA Malayalam	11	1	0	0	0
20	MA Sociology (Self Financing)	11	5	0	0	0
21	MCom	19	5	1	0	0
22	MSc Botany (Self Financing)	6	6	0	0	0

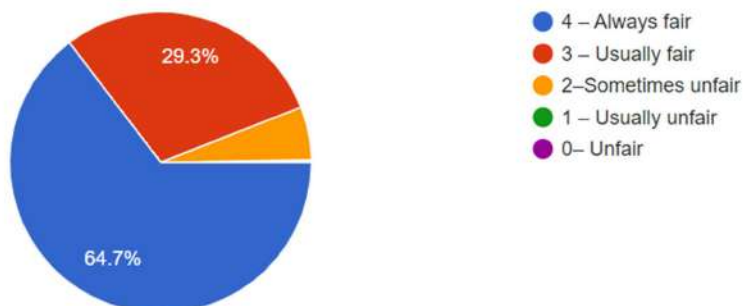


23	MSc Chemistry (Self Financing)	14	1	0	0	0
24	MSc Home Science-Textile & Costume Science (Self Financing)	3	5	0	0	0
25	MSc Mathematics (Self Financing)	9	0	0	0	0
26	MSc Nutrition & Dietetics (Self Financing)	5	8	1	0	0
27	MSc Physics	13	0	0	0	0
28	MSc Zoology (Self Financing)	6	3	1	0	0
29	MSW	12	9	1	0	0
30	PG Diploma in Nutrition & Dietetics	3	1	0	0	0
31	PG Diploma in Data Science (Self Financing -UGC)	0	1	0	0	0
32	Exact Class not mentioned properly	1	0	0	0	0
	Total	507 (64.66%)	230 (29.33%)	45 (5.73%)	1 0.12%	1 0.12%
	Grand Total	784				

Fairness of the internal evaluation process by the teachers

 Copy

784 responses



10. Was your performance in assignments discussed with you?

4 - Every time / 3 - Usually / 2 - Occasionally/Sometimes / 1 - Rarely / 0- Never

Sl.No	Programme of Study	Responses Received				
		4 - Every time	3 - Usually	2 - Occasion ally/So metimes	1 - Rarely	0- Never
1	BA Economics	28	23	7	1	0
2	BA English Language & Literature	11	16	3	4	2
3	BA Functional English	5	9	10	1	3
4	BA Malayalam Language & Literature	23	5	1	0	1
5	BA Sociology	13	19	9	2	3
6	BCom Finance (Aided)	25	19	6	2	0
7	BCom Finance (Self Financing)	17	23	6	6	3
8	BSc Botany	17	10	3	1	0
9	BSc Chemistry	12	2	5	5	6
10	BSc Computer Science	15	13	6	1	0
11	BSc Home Science -Family & Community Science	23	8	2	1	0
12	BSc Home Science-Textile & Fashion Technology (Self Financing)	2	7	3	0	0
13	BSc Mathematics	13	18	9	1	5
14	BSc Physics	11	12	7	1	0
15	BSc Statistics	7	11	3	1	1
16	BSc Zoology	25	5	3	0	0
17	MA Economics	14	6	1	0	0
18	MA English	4	12	2	2	0
19	MA Malayalam	10	2	0	0	0
20	MA Sociology (Self Financing)	9	6	1	0	0
21	MCom	16	5	3	0	1

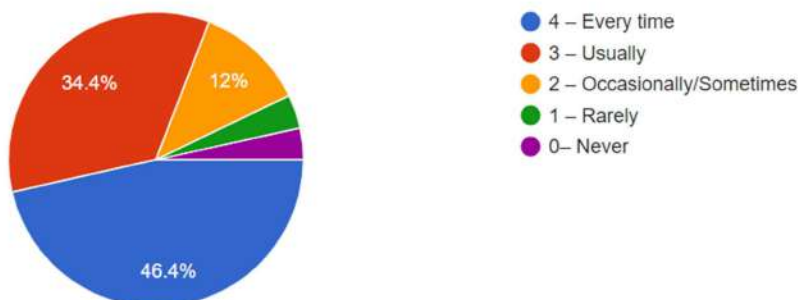


22	MSc Botany (Self Financing)	4	7	0	0	1
23	MSc Chemistry (Self Financing)	12	3	0	0	0
24	MSc Home Science-Textile & Costume Science (Self Financing)	4	4	0	0	0
25	MSc Mathematics (Self Financing)	9	0	0	0	0
26	MSc Nutrition & Dietetics (Self Financing)	5	7	1	0	1
27	MSc Physics	12	1	0	0	0
28	MSc Zoology (Self Financing)	6	3	1	0	0
29	MSW	8	12	2	0	0
30	PG Diploma in Nutrition & Dietetics	2	2	0	0	0
31	PG Diploma in Data Science (Self Financing -UGC)	1	0	0	0	0
32	Exact Class not mentioned properly	1	0	0	0	0
	Total	364 (46.42%)	270 (34.43%)	94 (11.98%)	29 (3.69%)	27 (3.44%)
	Grand Total	784				

Was your performance in assignments discussed with you?

 Copy

784 responses



11. The institute takes active interest in promoting internship, student exchange, field visit opportunities for students.

4 - Regularly / 3 - Often / 2 - Sometimes / 1 - Rarely / 0- Never

Sl.No	Programme of Study	Responses Received				
		4 – Regularly	3 – Often	2 – Sometimes	1 – Rarely	0– Never
1	BA Economics	33	13	12	1	0
2	BA English Language & Literature	16	11	3	4	2
3	BA Functional English	11	9	6	2	0
4	BA Malayalam Language & Literature	22	3	5	0	0
5	BA Sociology	13	14	13	4	2
6	BCom Finance (Aided)	39	9	2	2	0
7	BCom Finance (Self Financing)	29	16	10	0	0
8	BSc Botany	17	10	3	0	1
9	BSc Chemistry	14	2	5	5	4
10	BSc Computer Science	15	14	6	0	0
11	BSc Home Science -Family & Community Science	24	7	3	0	0
12	BSc Home Science-Textile & Fashion Technology (Self Financing)	3	5	4	0	0
13	BSc Mathematics	10	22	8	3	3
14	BSc Physics	23	5	3	0	0
15	BSc Statistics	10	6	5	2	0
16	BSc Zoology	31	2	0	0	0
17	MA Economics	15	4	2	0	0
18	MA English	7	9	3	0	1
19	MA Malayalam	10	2	0	0	0
20	MA Sociology (Self Financing)	8	6	2	0	0
21	MCom	18	3	2	1	1
22	MSc Botany (Self Financing)	1	10	1	0	0

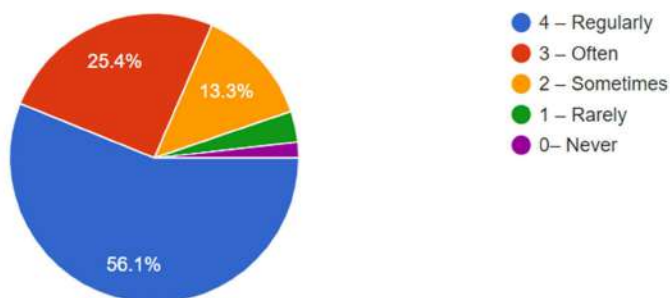


23	MSc Chemistry (Self Financing)	13	2	0	0	0
24	MSc Home Science-Textile & Costume Science (Self Financing)	6	1	0	1	0
25	MSc Mathematics (Self Financing)	9	0	0	0	0
26	MSc Nutrition & Dietetics (Self Financing)	10	1	2	1	0
27	MSc Physics	9	3	0	1	0
28	MSc Zoology (Self Financing)	3	4	3	0	0
29	MSW	17	5	0	0	0
30	PG Diploma in Nutrition & Dietetics	3	1	0	0	0
31	PG Diploma in Data Science (Self Financing - UGC)	0	0	1	0	0
32	Exact Class not mentioned properly	1	0	0	0	0
	Total	440 (56.12%)	199 (25.38%)	104 (13.26%)	27 (3.44%)	14 (1.78%)
	Grand Total	784				

The institute takes active interest in promoting internship, student exchange, field visit opportunities for students.



784 responses



12. The teaching and mentoring process in your institution facilitates you in cognitive, social and emotional growth.

4 – Significantly / 3 – Very well / 2 – Moderately / 1 – Marginally / 0– Not at all

Sl.No	Programme of Study	Responses Received				
		4 – Significantly	3 – Very well	2 – Moderately	1 – Marginally	0– Not at all
1	BA Economics	28	25	5	0	1
2	BA English Language & Literature	13	15	5	2	1
3	BA Functional English	7	15	5	1	0
4	BA Malayalam Language & Literature	21	8	1	0	0
5	BA Sociology	8	23	11	1	3
6	BCom Finance (Aided)	32	16	4	0	0
7	BCom Finance (Self Financing)	22	16	15	1	1
8	BSc Botany	16	13	1	0	1
9	BSc Chemistry	15	5	0	10	0
10	BSc Computer Science	13	15	6	1	0
11	BSc Home Science - Family & Community Science	23	9	2	0	0
12	BSc Home Science- Textile & Fashion Technology (Self Financing)	2	6	4	0	0
13	BSc Mathematics	12	19	13	2	0
14	BSc Physics	17	10	2	2	0
15	BSc Statistics	7	15	1	0	0
16	BSc Zoology	27	6	0	0	0
17	MA Economics	14	6	1	0	0
18	MA English	3	13	3	1	0
19	MA Malayalam	11	1	0	0	0

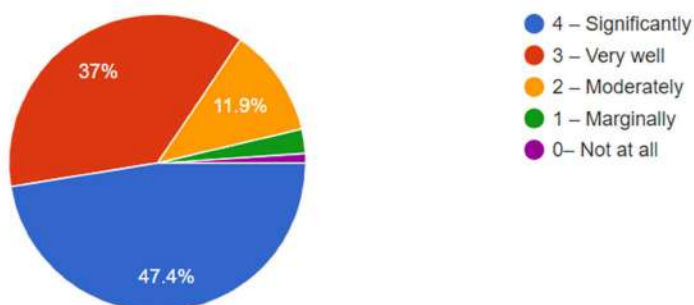


20	MA Sociology (Self Financing)	6	10	0	0	0
21	MCom	18	4	3	0	0
22	MSc Botany (Self Financing)	2	3	7	0	0
23	MSc Chemistry (Self Financing)	12	3	0	0	0
24	MSc Home Science- Textile & Costume Science (Self Financing)	4	4	0	0	0
25	MSc Mathematics (Self Financing)	9	0	0	0	0
26	MSc Nutrition & Dietetics (Self Financing)	7	6	0	0	1
27	MSc Physics	10	3	0	0	0
28	MSc Zoology (Self Financing)	3	5	2	0	0
29	MSW	7	13	2	0	0
30	PG Diploma in Nutrition & Dietetics	2	2	0	0	0
31	PG Diploma in Data Science (Self Financing - UGC)	0	1	0	0	0
32	Exact Class not mentioned properly	1	0	0	0	0
	Total	372 (47.44%)	290 (36.98%)	93 (11.86%)	21 (2.67%)	8 (1.02%)
	Grand Total	784				

The teaching and mentoring process in your institution facilitates you in cognitive, social and emotional growth.



784 responses



13. The institution provides multiple opportunities to learn and grow.

4 - Significantly / 3 - Very well / 2 - Moderately / 1 - Marginally / 0- Not at all

Sl.No	Programme of Study	Responses Received				
		4 - Significantly	3 - Very well	2 - Moderately	1 - Marginally	0- Not at all
1	BA Economics	28	26	3	1	0
2	BA English Language & Literature	14	15	3	2	2
3	BA Functional English	8	13	5	1	1
4	BA Malayalam Language & Literature	20	9	1	0	0
5	BA Sociology	15	19	10	1	2
6	BCom Finance (Aided)	36	14	2	0	0
7	BCom Finance (Self Financing)	22	19	14	0	0
8	BSc Botany	19	11	0	1	0
9	BSc Chemistry	15	2	2	5	6
10	BSc Computer Science	18	13	3	0	1
11	BSc Home Science - Family & Community Science	26	7	1	0	0
12	BSc Home Science- Textile & Fashion Technology (Self Financing)	3	5	4	0	0
13	BSc Mathematics	15	16	13	2	0
14	BSc Physics	17	9	5	0	0
15	BSc Statistics	7	14	2	0	0
16	BSc Zoology	26	7	0	0	0
17	MA Economics	16	4	1	0	0
18	MA English	3	14	3	0	0
19	MA Malayalam	11	1	0	0	0
20	MA Sociology (Self Financing)	4	12	0	0	0
21	MCom	17	6	2	0	0
22	MSc Botany (Self Financing)	1	5	5	1	0

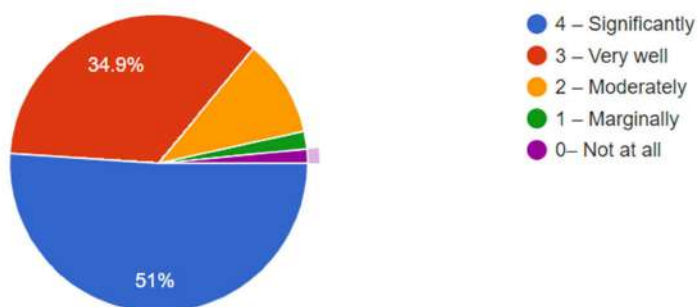


23	MSc Chemistry (Self Financing)	14	1	0	0	0
24	MSc Home Science- Textile & Costume Science (Self Financing)	4	4	0	0	0
25	MSc Mathematics (Self Financing)	9	0	0	0	0
26	MSc Nutrition & Dietetics (Self Financing)	7	5	1	1	0
27	MSc Physics	8	5	0	0	0
28	MSc Zoology (Self Financing)	4	4	2	0	0
29	MSW	9	12	1	0	0
30	PG Diploma in Nutrition & Dietetics	2	2	0	0	0
31	PG Diploma in Data Science (Self Financing - UGC)	1	0	0	0	0
32	Exact Class not mentioned properly	1	0	0	0	0
	Total	400 (51.02%)	274 (34.94%)	83 (10.58%)	15 (1.91%)	13 (1.65%)
	Grand Total	784				

The institution provides multiple opportunities to learn and grow.

 Copy

784 responses



14. Teachers inform you about your expected competencies, course outcomes and programme outcomes.

4 – Every time / 3 – Usually / 2– Occasionally/Sometimes / 1 – Rarely / 0– Never

Sl.No	Programme of Study	Responses Received				
		4 – Every time	3 – Usually	2– Occasionally/Sometimes	1 – Rarely	0– Never
1	BA Economics	34	19	6	0	0
2	BA English Language & Literature	14	11	8	1	2
3	BA Functional English	8	12	8	0	0
4	BA Malayalam Language & Literature	25	5	0	0	0
5	BA Sociology	16	22	6	1	1
6	BCom Finance (Aided)	34	14	3	1	0
7	BCom Finance (Self Financing)	23	23	8	1	0
8	BSc Botany	16	13	2	0	0
9	BSc Chemistry	17	3	6	4	0
10	BSc Computer Science	29	6	0	0	0
11	BSc Home Science - Family & Community Science	26	8	0	0	0
12	BSc Home Science- Textile & Fashion Technology (Self Financing)	4	5	3	0	0
13	BSc Mathematics	17	19	8	2	0
14	BSc Physics	21	8	2	0	0
15	BSc Statistics	16	5	2	0	0
16	BSc Zoology	32	1	0	0	0
17	MA Economics	18	3	0	0	0
18	MA English	8	10	2	0	0
19	MA Malayalam	12	0	0	0	0
20	MA Sociology (Self Financing)	7	9	0	0	0
21	MCom	18	4	2	1	0

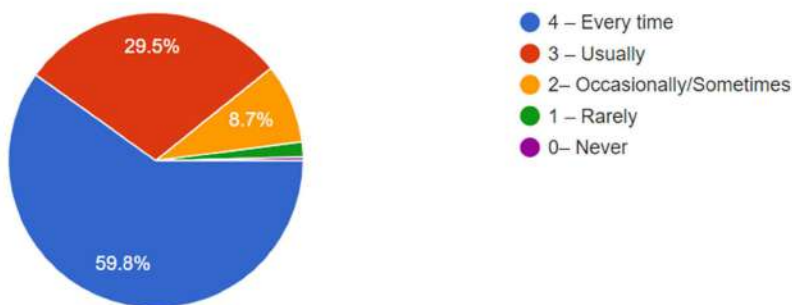


22	MSc Botany (Self Financing)	5	6	0	1	0
23	MSc Chemistry (Self Financing)	12	3	0	0	0
24	MSc Home Science-Textile & Costume Science (Self Financing)	5	3	0	0	0
25	MSc Mathematics (Self Financing)	9	0	0	0	0
26	MSc Nutrition & Dietetics (Self Financing)	10	3	0	1	0
27	MSc Physics	12	1	0	0	0
28	MSc Zoology (Self Financing)	4	6	0	0	0
29	MSW	13	7	2	0	0
30	PG Diploma in Nutrition & Dietetics	2	2	0	0	0
31	PG Diploma in Data Science (Self Financing -UGC)	1	0	0	0	0
32	Exact Class not mentioned properly	1	0	0	0	0
	Total	469 (88.46%)	231 (29.46%)	68 (8.67%)	13 (1.65%)	3 (0.38%)
	Grand Total	784				

Teachers inform you about your expected competencies, course outcomes and programme outcomes.

 Copy

784 responses



15. Your mentor does a necessary follow-up with an assigned task to you.

4 - Every time / 3 - Usually / 2 - Occasionally / Sometimes / 1 - Rarely / 0 - I don't have a mentor

Sl.No	Programme of Study	Responses Received				
		4 - Every time	3 - Usually	2 - Occasionally/Sometimes	1 - Rarely	0 - I don't have a mentor
1	BA Economics	31	23	5	0	0
2	BA English Language & Literature	17	12	5	0	2
3	BA Functional English	11	11	5	1	0
4	BA Malayalam Language & Literature	26	4	0	0	0
5	BA Sociology	15	20	9	2	0
6	BCom Finance (Aided)	36	11	4	1	0
7	BCom Finance (Self Financing)	29	24	2	0	0
8	BSc Botany	18	10	2	1	0
9	BSc Chemistry	15	7	1	5	2
10	BSc Computer Science	22	13	0	0	0
11	BSc Home Science - Family & Community Science	25	8	1	0	0
12	BSc Home Science- Textile & Fashion Technology (Self Financing)	2	6	4	0	0
13	BSc Mathematics	15	22	7	2	0
14	BSc Physics	19	7	4	1	0
15	BSc Statistics	15	6	2	0	0
16	BSc Zoology	29	4	0	0	0
17	MA Economics	16	4	1	0	0
18	MA English	7	10	2	1	0
19	MA Malayalam	10	2	0	0	0

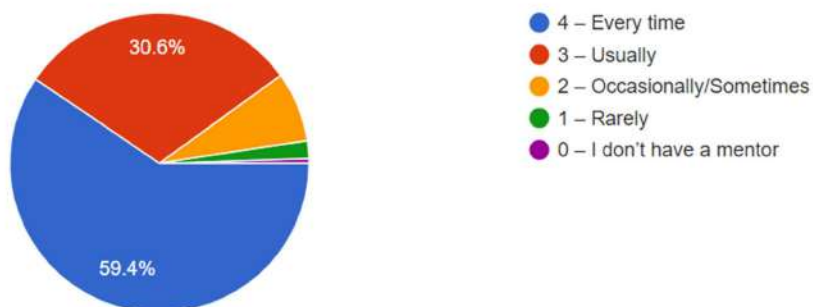


20	MA Sociology (Self Financing)	10	6	0	0	0
21	MCom	18	5	2	0	0
22	MSc Botany (Self Financing)	7	5	0	0	0
23	MSc Chemistry (Self Financing)	14	1	0	0	0
24	MSc Home Science- Textile & Costume Science (Self Financing)	6	2	0	0	0
25	MSc Mathematics (Self Financing)	9	0	0	0	0
26	MSc Nutrition & Dietetics (Self Financing)	8	4	1	1	0
27	MSc Physics	13	0	0	0	0
28	MSc Zoology (Self Financing)	6	3	1	0	0
29	MSW	14	7	1	0	0
30	PG Diploma in Nutrition & Dietetics	1	3	0	0	0
31	PG Diploma in Data Science (Self Financing -UGC)	1	0	0	0	0
32	Exact Class not mentioned properly	1	0	0	0	0
	Total	466 (59.43%)	240 (30.61%)	59 (7.52%)	15 (1.91%)	4 (0.51%)
	Grand Total	784				

Your mentor does a necessary follow-up with an assigned task to you.

 Copy

784 responses



16. The teachers illustrate the concepts through examples and applications.

4 - Every time / 3 - Usually / 2 - Occasionally/Sometimes / 1- Rarely / 0 - Never

Sl.No	Programme of Study	Responses Received				
		4 - Every time	3 - Usually	2 - Occasionally/Sometimes	1- Rarely	0- Never
1	BA Economics	31	23	5	0	0
2	BA English Language & Literature	18	14	3	1	0
3	BA Functional English	8	16	4	0	0
4	BA Malayalam Language & Literature	24	6	0	0	0
5	BA Sociology	16	24	5	1	0
6	BCom Finance (Aided)	37	13	2	0	0
7	BCom Finance (Self Financing)	21	24	10	0	0
8	BSc Botany	19	11	0	1	0
9	BSc Chemistry	18	5	3	1	3
10	BSc Computer Science	23	12	0	0	0
11	BSc Home Science - Family & Community Science	24	10	0	0	0
12	BSc Home Science- Textile & Fashion Technology (Self Financing)	3	7	2	0	0
13	BSc Mathematics	17	25	1	3	0
14	BSc Physics	20	10	1	0	0
15	BSc Statistics	16	7	0	0	0
16	BSc Zoology	30	3	0	0	0
17	MA Economics	17	4	0	0	0
18	MA English	7	13	0	0	0
19	MA Malayalam	10	2	0	0	0

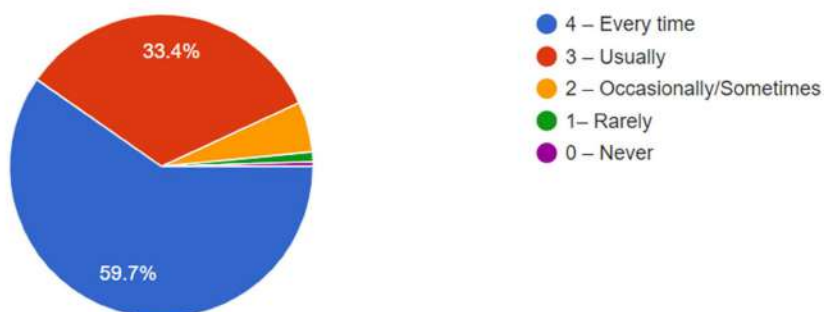


20	MA Sociology (Self Financing)	11	4	0	1	0
21	MCom	19	4	2	0	0
22	MSc Botany (Self Financing)	5	7	0	0	0
23	MSc Chemistry (Self Financing)	15	0	0	0	0
24	MSc Home Science- Textile & Costume Science (Self Financing)	5	1	2	0	0
25	MSc Mathematics (Self Financing)	9	0	0	0	0
26	MSc Nutrition & Dietetics (Self Financing)	8	4	1	0	1
27	MSc Physics	12	1	0	0	0
28	MSc Zoology (Self Financing)	5	5	0	0	0
29	MSW	15	6	1	0	0
30	PG Diploma in Nutrition & Dietetics	3	1	0	0	0
31	PG Diploma in Data Science (Self Financing -UGC)	1	0	0	0	0
32	Exact Class not mentioned properly	1	0	0	0	0
	Total	468 (59.69%)	262 (33.41%)	42 (5.35%)	8 (1.02%)	4 0.51%)
	Grand Total	784				

The teachers illustrate the concepts through examples and applications.



784 responses



17. The teachers identify your strengths and encourage you with providing right level of challenges.

4 - Fully / 3 - Reasonably / 2 - Partially / 1 - Slightly / 0- Unable to

Sl.No	Programme of Study	Responses Received				
		4 - Fully	3 - Reasonably	2 - Partially	1 - Slightly	0- Unable to
1	BA Economics	33	16	9	0	1
2	BA English Language & Literature	12	15	6	2	1
3	BA Functional English	8	12	6	1	1
4	BA Malayalam Language & Literature	21	8	0	0	1
5	BA Sociology	19	17	6	1	3
6	BCom Finance (Aided)	36	12	3	1	0
7	BCom Finance (Self Financing)	20	25	8	2	0
8	BSc Botany	16	11	4	0	0
9	BSc Chemistry	14	4	4	2	6
10	BSc Computer Science	21	11	3	0	0
11	BSc Home Science -Family & Community Science	24	7	2	1	0
12	BSc Home Science-Textile & Fashion Technology (Self Financing)	4	5	2	1	0
13	BSc Mathematics	13	21	5	3	4
14	BSc Physics	15	10	3	3	0
15	BSc Statistics	14	9	0	0	0
16	BSc Zoology	30	3	0	0	0
17	MA Economics	19	2	0	0	0
18	MA English	8	10	0	2	0
19	MA Malayalam	11	1	0	0	0
20	MA Sociology (Self Financing)	10	6	0	0	0
21	MCom	17	7	1	0	0
22	MSc Botany (Self Financing)	5	6	1	0	0

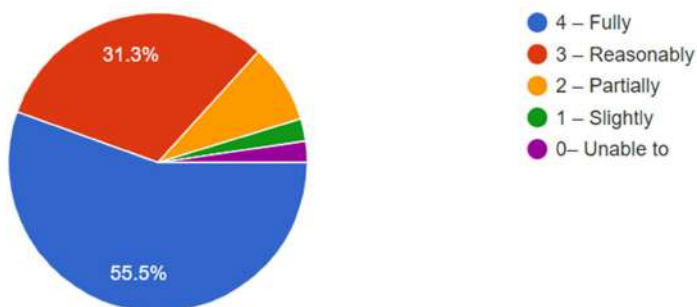


23	MSc Chemistry (Self Financing)	14	1	0	0	0
24	MSc Home Science-Textile & Costume Science (Self Financing)	4	4	0	0	0
25	MSc Mathematics (Self Financing)	9	0	0	0	0
26	MSc Nutrition & Dietetics (Self Financing)	4	8	1	0	1
27	MSc Physics	12	1	0	0	0
28	MSc Zoology (Self Financing)	5	5	0	0	0
29	MSW	12	7	3	0	0
30	PG Diploma in Nutrition & Dietetics	3	1	0	0	0
31	PG Diploma in Data Science (Self Financing -UGC)	1	0	0	0	0
32	Exact Class not mentioned properly	1	0	0	0	0
	Total	435 (55.48%)	245 (31.25%)	67 (8.54%)	19 (2.42%)	18 (2.29%)
	Grand Total	784				

The teachers identify your strengths and encourage you with providing right level of challenges.



784 responses



18. Teachers are able to identify your weaknesses and help you to overcome them.

4 – Every time / 3 – Usually / 2 – Occasionally/Sometimes / 1 – Rarely / 0 – Never

Sl.No	Programme of Study	Responses Received				
		4 – Every time	3 – Usually	2 – Occasionally/Sometimes	1 – Rarely	0 – Never
1	BA Economics	29	24	5	1	0
2	BA English Language & Literature	13	10	7	3	3
3	BA Functional English	8	7	9	4	0
4	BA Malayalam Language & Literature	27	2	1	0	0
5	BA Sociology	20	13	6	5	2
6	BCom Finance (Aided)	32	16	3	1	0
7	BCom Finance (Self Financing)	18	20	13	4	0
8	BSc Botany	12	15	2	1	1
9	BSc Chemistry	14	5	2	6	3
10	BSc Computer Science	17	15	3	0	0
11	BSc Home Science - Family & Community Science	22	8	2	2	0
12	BSc Home Science- Textile & Fashion Technology (Self Financing)	3	4	4	1	0
13	BSc Mathematics	12	17	7	7	3
14	BSc Physics	13	10	3	5	0
15	BSc Statistics	13	7	3	0	0
16	BSc Zoology	29	1	3	0	0
17	MA Economics	18	2	1	0	0
18	MA English	2	13	3	2	0
19	MA Malayalam	10	2	0	0	0
20	MA Sociology (Self Financing)	11	4	1	0	0

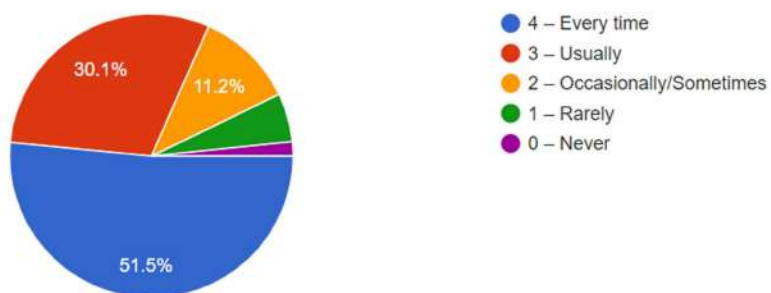


21	MCom	17	5	3	0	0
22	MSc Botany (Self Financing)	5	6	1	0	0
23	MSc Chemistry (Self Financing)	13	2	0	0	0
24	MSc Home Science-Textile & Costume Science (Self Financing)	3	5	0	0	0
25	MSc Mathematics (Self Financing)	9	0	0	0	0
26	MSc Nutrition & Dietetics (Self Financing)	4	7	2	0	1
27	MSc Physics	10	2	1	0	0
28	MSc Zoology (Self Financing)	5	4	1	0	0
29	MSW	11	8	2	1	0
30	PG Diploma in Nutrition & Dietetics	3	1	0	0	0
31	PG Diploma in Data Science (Self Financing -UGC)	1	0	0	0	0
32	Exact Class not mentioned properly	1	0	0	0	0
	Total	405 (51.65%)	235 (29.97%)	88 (11.22%)	43 (5.48%)	13 (1.65%)
	Grand Total	784				

Teachers are able to identify your weaknesses and help you to overcome them.

 Copy

784 responses



19. The institution makes effort to engage students in the monitoring, review and continuous quality improvement of the teaching learning process.

4 - Strongly agree / 3 - Agree / 2 - Neutral / 1 - Disagree / 0 - Strongly disagree

Sl.No	Programme of Study	Responses Received				
		4 - Strongly agree	3 - Agree	2 - Neutral	1 - Disagree	0 - Strongly disagree
1	BA Economics	29	24	6	0	0
2	BA English Language & Literature	14	15	5	0	2
3	BA Functional English	8	13	7	0	0
4	BA Malayalam Language & Literature	23	5	2	0	0
5	BA Sociology	14	23	6	2	1
6	BCom Finance (Aided)	38	12	2	0	0
7	BCom Finance (Self Financing)	21	20	12	2	0
8	BSc Botany	17	11	3	0	0
9	BSc Chemistry	18	2	6	3	1
10	BSc Computer Science	18	15	2	0	0
11	BSc Home Science -Family & Community Science	25	8	1	0	0
12	BSc Home Science-Textile & Fashion Technology (Self Financing)	1	10	1	0	0
13	BSc Mathematics	13	20	10	3	0
14	BSc Physics	19	10	2	0	0
15	BSc Statistics	7	13	3	0	0
16	BSc Zoology	28	4	1	0	0
17	MA Economics	18	2	1	0	0
18	MA English	3	15	2	0	0
19	MA Malayalam	11	1	0	0	0
20	MA Sociology (Self Financing)	9	7	0	0	0
21	MCom	17	6	2	0	0

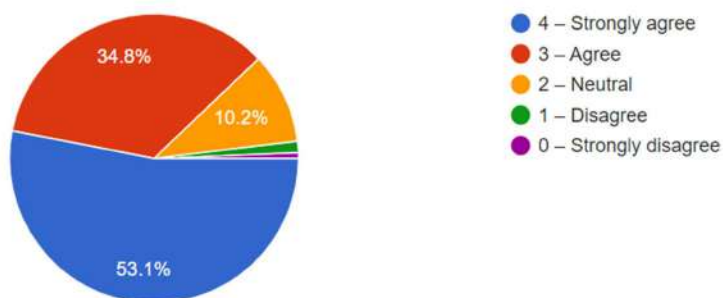


22	MSc Botany (Self Financing)	5	6	1	0	0
23	MSc Chemistry (Self Financing)	14	1	0	0	0
24	MSc Home Science-Textile & Costume Science (Self Financing)	6	2	0	0	0
25	MSc Mathematics (Self Financing)	9	0	0	0	0
26	MSc Nutrition & Dietetics (Self Financing)	6	6	1	0	1
27	MSc Physics	10	2	1	0	0
28	MSc Zoology (Self Financing)	3	7	0	0	0
29	MSW	8	12	2	0	0
30	PG Diploma in Nutrition & Dietetics	3	0	1	0	0
31	PG Diploma in Data Science (Self Financing -UGC)	1	0	0	0	0
32	Exact Class not mentioned properly	0	1	0	0	0
	Total	416 (53.06%)	273 (34.82%)	80 (10.20%)	10 (1.27%)	5 (0.63%)
	Grand Total	784				

The institution makes effort to engage students in the monitoring, review and continuous quality improvement of the teaching learning process.

 Copy

784 responses



20. The institute/ teachers use student centric methods, such as experiential learning, participative learning and problem solving methodologies for enhancing learning experiences.

4 – To a great extent / 3 – Moderate / 2– Somewhat / 1 – Very little / 0 – Not at all

Sl.No	Programme of Study	Responses Received				
		4 – To a great extent	3 – Moderate	2– Somewhat	1 – Very little	0 – Not at all
1	BA Economics	30	22	6	1	0
2	BA English Language & Literature	14	12	5	5	0
3	BA Functional English	9	12	6	1	0
4	BA Malayalam Language & Literature	22	8	0	0	0
5	BA Sociology	16	21	5	3	1
6	BCom Finance (Aided)	35	16	1	0	0
7	BCom Finance (Self Financing)	26	18	8	3	0
8	BSc Botany	16	13	2	0	0
9	BSc Chemistry	15	5	1	4	5
10	BSc Computer Science	18	14	3	0	0
11	BSc Home Science -Family & Community Science	23	11	0	0	0
12	BSc Home Science-Textile & Fashion Technology (Self Financing)	1	10	1	0	0
13	BSc Mathematics	14	18	13	0	1
14	BSc Physics	18	10	3	0	0
15	BSc Statistics	9	12	0	2	0
16	BSc Zoology	30	3	0	0	0
17	MA Economics	16	5	0	0	0
18	MA English	7	12	0	1	0
19	MA Malayalam	11	1	0	0	0
20	MA Sociology (Self Financing)	6	9	1	0	0

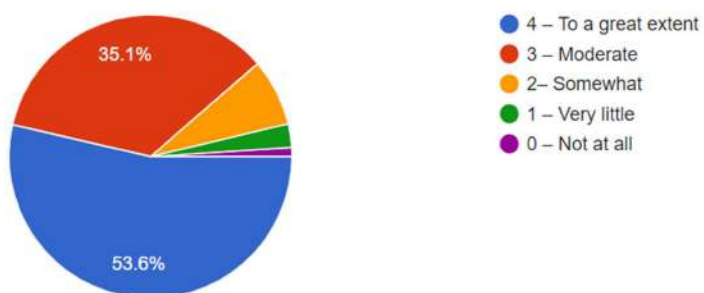


21	MCom	18	6	1	0	0
22	MSc Botany (Self Financing)	3	8	0	1	0
23	MSc Chemistry (Self Financing)	14	1	0	0	0
24	MSc Home Science-Textile & Costume Science (Self Financing)	3	5	0	0	0
25	MSc Mathematics (Self Financing)	8	1	0	0	0
26	MSc Nutrition & Dietetics (Self Financing)	7	5	1	0	1
27	MSc Physics	11	2	0	0	0
28	MSc Zoology (Self Financing)	5	5	0	0	0
29	MSW	12	8	2	0	0
30	PG Diploma in Nutrition & Dietetics	2	1	1	0	0
31	PG Diploma in Data Science (Self Financing -UGC)	1	0	0	0	0
32	Exact Class not mentioned properly	0	1	0	0	0
	Total	420 (53.57%)	275 (35.07%)	60 (7.65%)	21 (2.67%)	8 (1.02%)
	Grand Total	784				

The institute/ teachers use student centric methods, such as experiential learning, participative learning and problem solving methodologies for enhancing learning experiences.

 Copy

784 responses



21. Teachers encourage you to participate in extracurricular activities.

4 – Strongly agree / 3 – Agree / 2 – Neutral / 1 – Disagree / 0 – Strongly disagree

Sl.No	Programme of Study	Responses Received				
		4 – Strongly agree	3 – Agree	2 – Neutral	1 – Disagree	0 – Strongly disagree
1	BA Economics	32	23	4	0	0
2	BA English Language & Literature	14	17	5	0	0
3	BA Functional English	12	8	8	0	0
4	BA Malayalam Language & Literature	22	6	1	0	1
5	BA Sociology	17	22	3	2	2
6	BCom Finance (Aided)	37	11	4	0	0
7	BCom Finance (Self Financing)	25	26	2	2	0
8	BSc Botany	14	16	0	1	0
9	BSc Chemistry	14	4	4	5	3
10	BSc Computer Science	15	14	5	0	1
11	BSc Home Science -Family & Community Science	27	7	0	0	0
12	BSc Home Science-Textile & Fashion Technology (Self Financing)	4	6	2	0	0
13	BSc Mathematics	18	19	9	0	0
14	BSc Physics	15	8	5	3	0
15	BSc Statistics	10	10	3	0	0
16	BSc Zoology	28	4	1	0	0
17	MA Economics	19	2	0	0	0
18	MA English	6	14	0	0	0
19	MA Malayalam	11	1	0	0	0
20	MA Sociology (Self Financing)	8	8	0	0	0
21	MCom	17	4	4	0	0
22	MSc Botany (Self Financing)	4	5	3	0	0
23	MSc Chemistry (Self Financing)	12	3	0	0	0

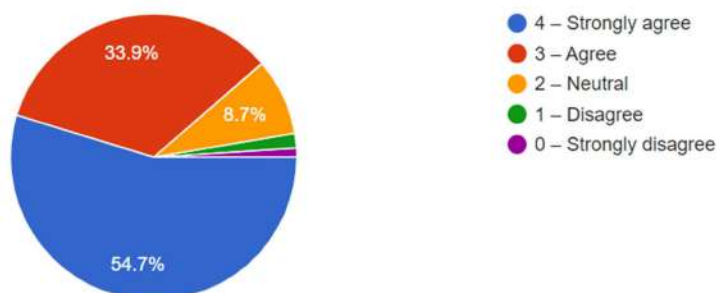


24	MSc Home Science-Textile & Costume Science (Self Financing)	4	4	0	0	0
25	MSc Mathematics (Self Financing)	9	0	0	0	0
26	MSc Nutrition & Dietetics (Self Financing)	8	5	0	0	1
27	MSc Physics	9	4	0	0	0
28	MSc Zoology (Self Financing)	3	5	2	0	0
29	MSW	11	9	2	0	0
30	PG Diploma in Nutrition & Dietetics	3	0	1	0	0
31	PG Diploma in Data Science (Self Financing -UGC)	1	0	0	0	0
32	Exact Class not mentioned properly	0	1	0	0	0
	Total	429 (54.71%)	266 (33.92%)	68 (8.67%)	13 (1.65%)	8 (1.02%)
	Grand Total	784				

Teachers encourage you to participate in extracurricular activities.

 Copy

784 responses



22. Efforts are made by the institute/ teachers to inculcate soft skills, life skills and employability skills to make you ready for the world of work.

4 - To a great extent / 3 - Moderate / 2 - Somewhat / 1 - Very little / 0 - Not at all

Sl.No	Programme of Study	Responses Received				
		4 - To a great extent	3 - Moderate	2 - Somewhat	1 - Very little	0 - Not at all
1	BA Economics	29	25	4	1	0
2	BA English Language & Literature	16	11	5	3	1
3	BA Functional English	12	10	5	0	1
4	BA Malayalam Language & Literature	23	7	0	0	0
5	BA Sociology	15	22	5	3	1
6	BCom Finance (Aided)	41	8	1	2	0
7	BCom Finance (Self Financing)	25	24	6	0	0
8	BSc Botany	17	13	0	0	1
9	BSc Chemistry	13	2	3	6	6
10	BSc Computer Science	20	14	0	1	0
11	BSc Home Science -Family & Community Science	24	9	1	0	0
12	BSc Home Science-Textile & Fashion Technology (Self Financing)	2	9	1	0	0
13	BSc Mathematics	13	21	6	4	2
14	BSc Physics	18	8	2	3	0
15	BSc Statistics	8	11	4	0	0
16	BSc Zoology	28	5	0	0	0
17	MA Economics	17	4	0	0	0
18	MA English	5	12	2	1	0
19	MA Malayalam	10	2	0	0	0
20	MA Sociology (Self Financing)	8	8	0	0	0
21	MCom	17	4	4	0	0

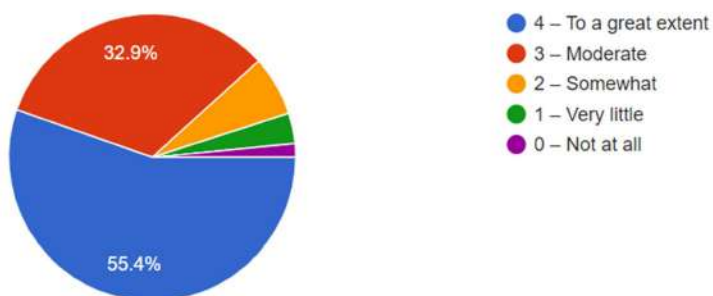


22	MSc Botany (Self Financing)	4	5	2	1	0
23	MSc Chemistry (Self Financing)	15	0	0	0	0
24	MSc Home Science-Textile & Costume Science (Self Financing)	5	3	0	0	0
25	MSc Mathematics (Self Financing)	9	0	0	0	0
26	MSc Nutrition & Dietetics (Self Financing)	9	4	0	0	1
27	MSc Physics	10	2	0	1	0
28	MSc Zoology (Self Financing)	3	7	0	0	0
29	MSW	12	8	2	0	0
30	PG Diploma in Nutrition & Dietetics	3	0	0	1	0
31	PG Diploma in Data Science (Self Financing -UGC)	1	0	0	0	0
32	Exact Class not mentioned properly	1	0	0	0	0
	Total	433 (55.22%)	258 (32.9%)	53 (6.76%)	27 (3.44%)	13 (1.65%)
	Grand Total	784				

Efforts are made by the institute/ teachers to inculcate soft skills, life skills and employability skills to make you ready for the world of work.

 Copy

784 responses



23. What percentage of teachers use ICT tools such as LCD projector, Multimedia, etc. while teaching

4 - Above 90% / 3 - 70 - 89% / 2 - 50 - 69% / 1 - 30 - 49% / 0 - Below 29%

Sl.No	Programme of Study	Responses Received				
		4 - Above 90%	3 - 70 - 89%	2 - 50 - 69%	1 - 30 - 49%	0 - Below 29%
1	BA Economics	25	24	9	1	0
2	BA English Language & Literature	15	12	6	1	2
3	BA Functional English	11	10	6	1	0
4	BA Malayalam Language & Literature	17	8	3	0	2
5	BA Sociology	17	15	8	1	5
6	BCom Finance (Aided)	24	19	7	1	1
7	BCom Finance (Self Financing)	15	16	10	6	8
8	BSc Botany	26	2	1	2	0
9	BSc Chemistry	9	7	2	1	11
10	BSc Computer Science	30	5	0	0	0
11	BSc Home Science -Family & Community Science	21	11	2	0	0
12	BSc Home Science-Textile & Fashion Technology (Self Financing)	1	7	3	1	0
13	BSc Mathematics	9	14	13	7	3
14	BSc Physics	20	10	1	0	0
15	BSc Statistics	7	13	3	0	0
16	BSc Zoology	29	4	0	0	0
17	MA Economics	12	8	1	0	0
18	MA English	9	9	2	0	0
19	MA Malayalam	8	3	0	1	0
20	MA Sociology (Self Financing)	4	8	3	0	1
21	MCom	17	6	2	0	0
22	MSc Botany (Self Financing)	7	4	1	0	0

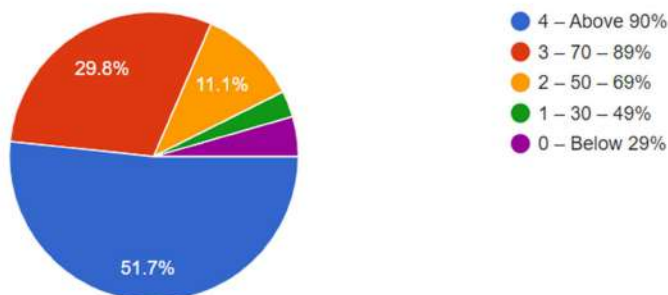


23	MSc Chemistry (Self Financing)	14	1	0	0	0
24	MSc Home Science-Textile & Costume Science (Self Financing)	5	3	0	0	0
25	MSc Mathematics (Self Financing)	9	0	0	0	0
26	MSc Nutrition & Dietetics (Self Financing)	7	6	0	0	1
27	MSc Physics	12	1	0	0	0
28	MSc Zoology (Self Financing)	7	2	1	0	0
29	MSW	16	5	1	0	0
30	PG Diploma in Nutrition & Dietetics	2	1	1	0	0
31	PG Diploma in Data Science (Self Financing -UGC)	0	0	1	0	
32	Exact Class not mentioned properly	0	0	0	0	1
	Total	405 (51.65%)	234 (29.84%)	87 (11.09%)	23 (2.93%)	35 (4.46%)
	Grand Total	784				

What percentage of teachers use ICT tools such as LCD projector, Multimedia, etc. while teaching

 Copy

784 responses



24. The overall quality of teaching-learning process in your institute is very good.

4 -Strongly agree / 3 - Agree/ 2 - Neutral / 1 - Disagree / 0 - Strongly disagree

Sl.No	Programme of Study	Responses Received				
		4 - Strongly agree	3 - Agree	2 - Neutral	1 - Disagree	0 - Strongly disagree
1	BA Economics	38	18	2	1	0
2	BA English Language & Literature	20	11	4	0	1
3	BA Functional English	10	14	3	1	0
4	BA Malayalam Language & Literature	23	6	1	0	0
5	BA Sociology	17	20	7	0	2
6	BCom Finance (Aided)	37	13	2	0	0
7	BCom Finance (Self Financing)	28	21	6	0	0
8	BSc Botany	17	13	0	1	0
9	BSc Chemistry	17	2	7	4	0
10	BSc Computer Science	23	11	1	0	0
11	BSc Home Science -Family & Community Science	22	11	1	0	0
12	BSc Home Science-Textile & Fashion Technology (Self Financing)	1	9	2	0	0
13	BSc Mathematics	17	22	6	1	0
14	BSc Physics	22	6	3	0	0
15	BSc Statistics	9	13	1	0	0
16	BSc Zoology	30	3	0	0	0
17	MA Economics	19	2	0	0	0
18	MA English	10	9	1	0	0
19	MA Malayalam	11	1	0	0	0
20	MA Sociology (Self Financing)	10	6	0	0	0
21	MCom	17	7	1	0	0
22	MSc Botany (Self Financing)	4	6	2	0	0

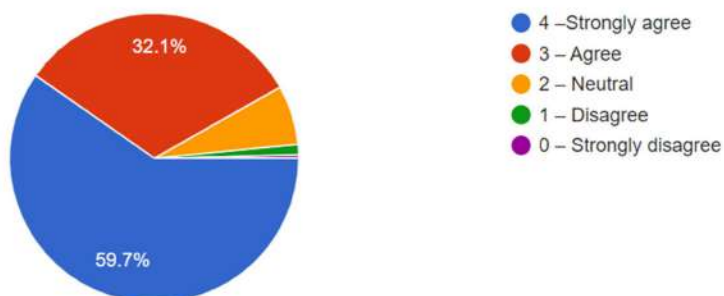


23	MSc Chemistry (Self Financing)	14	1	0	0	0
24	MSc Home Science-Textile & Costume Science (Self Financing)	4	4	0	0	0
25	MSc Mathematics (Self Financing)	9	0	0	0	0
26	MSc Nutrition & Dietetics (Self Financing)	8	5	0	1	0
27	MSc Physics	12	1	0	0	0
28	MSc Zoology (Self Financing)	5	5	0	0	0
29	MSW	11	10	1	0	0
30	PG Diploma in Nutrition & Dietetics	3	0	1	0	0
31	PG Diploma in Data Science (Self Financing -UGC)	0	1	0	0	0
32	Exact Class not mentioned properly	0	1	0	0	0
	Total	468 (59.68%)	252 (32.14%)	52 (6.63%)	9 (1.14%)	3 (0.38%)
	Grand Total	784				

The overall quality of teaching-learning process in your institute is very good.

 Copy

784 responses



Consolidated Table:

Sl No	Statement					
1	How much of the syllabus was covered in the class?	4 – 85 to 100%	3 – 70 to 84%	2 – 55 to 69%	1 – 30 to 54%	0 –Below 30
		654 (83.41%)	117 (14.92%)	10 (1.27%)	2 (0.25%)	1 (0.12%)
2	How well did the teachers prepare for the classes?	4 – Thoroughly	3 – Satisfactorily	2 –Poorly	1 – Indifferently	0 – Won't teach at all
		448 (57.14%)	325 (41.45%)	10 (1.27%)	1 (0.12%)	0
3	How well were the teachers able to communicate?	4 – Always effective	3 – Sometimes effective	2 – Just satisfactory	1 – Generally ineffective	0– Very poor communication
		535 (68.23%)	195 (24.87%)	48 (6.12%)	7 (0.89%)	3 (0.38)
4	The teacher's approach to teaching can best be described as	4 – Excellent	3 – Very good	2 – Good	1 – Fair	0 – Poor
		418 (53.31%)	271 (34.56)	84 (10.71)	11 (1.40)	0
5	Fairness of the internal evaluation process by the teachers.	4 – Always fair	3 – Usually fair	2 – Sometimes unfair	1 – Usually unfair	0 – Unfair
		507 (64.66%)	230 (29.33%)	45 (5.73%)	1 0.12%)	1 0.12%)
6	Was your performance in assignments discussed with you?	4 – Every time	3 – Usually	2 – Occasionally/Sometimes	1 – Rarely	0 – Never
		364 (46.42%)	270 (34.43%)	94 (11.98%)	29 (3.69%)	27 (3.44%)
7	The institute takes active interest in promoting internship, student exchange, field visit opportunities for students	4 – Regularly	3 – Often	2 – Sometimes	1 – Rarely	0 – Never
		440 (56.12%)	199 (25.38%)	104 (13.26%)	27 (3.44%)	14 (1.78%)



8	The teaching and mentoring process in your institution facilitates you in cognitive, social and emotional growth.	4 – Significant ly	3 – Very well	2 – Moderately	1 – Marginally	0– Not at all
		372 (47.44%)	290 (36.98%)	93 (11.86%)	21 (2.67%)	8 (1.02%)
9	The institution provides multiple opportunities to learn and grow	4 – Significant ly	3 – Very well	2 – Moderately	1 – Marginally	0– Not at all
		400 (51.02%)	274 (34.94%)	83 (10.58%)	15 (1.91%)	13 (1.65%)
10	Teachers inform you about your expected competencies, course outcomes and programme outcomes	4 – Every time	3 – Usually	2– Occasionall y/Sometim es	1 – Rarely	0– Never
		469 (88.46%)	231 (29.46%)	68 (8.67%)	13 (1.65%)	3 (0.38%)
11	Your mentor does a necessary follow-up with an assigned task to you.	4 – Every time	3 – Usually	2 – Occasionall y/Sometim es	1 – Rarely	0 – I don't have a mentor
		466 (59.43%)	240 (30.61%)	59 (7.52%)	15 (1.91%)	4 (0.51%)
12	The teachers illustrate the concepts through examples and applications	4 – Every time	3 – Usually	2 – Occasionall y/Sometim es	1– Rarely	0– Never
		468 (59.69%)	262 (33.41%)	42 (5.35%)	8 (1.02%)	4 0.51%)
13	The teachers identify your strengths and encourage you with providing right level of challenges	4 – Fully	3 – Reasonabl y	2 – Partially	1 – Slightly	0– Unable to
		435 (55.48%)	245 (31.25%)	67 (8.54%)	19 (2.42%)	18 (2.29%)
14	Teachers are able to identify your weaknesses and help you to overcome them	4 – Every time	3 – Usually	2 – Occasionall y/Sometim es	1 – Rarely	0 – Never
		405 (51.65%)	235 (29.97%)	88 (11.22%)	43 (5.48%)	13 (1.65%)



15	The institution makes effort to engage students in the monitoring, review and continuous quality improvement of the teaching learning process	4 – Strongly agree	3 – Agree	2 – Neutral	1 – Disagree	0 – Strongly disagree
		416 (53.06%)	273 (34.82%)	80 (10.20%)	10 (1.27%)	5 (0.63%)
16	The institute/ teachers use student centric methods, such as experiential learning, participative learning and problem solving methodologies for enhancing learning experiences	4 – To a great extent	3 – Moderate	2 – Somewhat	1 – Very little	0 – Not at all
		420 (53.57%)	275 (35.07%)	60 (7.65%)	21 (2.67%)	8 (1.02%)
17	Teachers encourage you to participate in extracurricular activities.	4 – Strongly agree	3 – Agree	2 – Neutral	1 – Disagree	0 – Strongly disagree
		429 (54.71%)	266 (33.92%)	68 (8.67%)	13 (1.65%)	8 (1.02%)
18	Efforts are made by the institute/ teachers to inculcate soft skills, life skills and employability skills to make you ready for the world of work	4 – To a great extent	3 – Moderate	2 – Somewhat	1 – Very little	0 – Not at all
		433 (55.22%)	258 (32.9%)	53 (6.76%)	27 (3.44%)	13 (1.65%)
19	What percentage of teachers use ICT tools such as LCD projector, Multimedia, etc. while teaching	4 – Above 90%	3 – 70 – 89%	2 – 50 – 69%	1 – 30 – 49%	0 – Below 29%
		405 (51.65%)	234 (29.84%)	87 (11.09%)	23 (2.93%)	35 (4.46%)
20	The overall quality of teaching-learning process in your institute is very good	4 – Strongly agree	3 – Agree	2 – Neutral	1 – Disagree	0 – Strongly disagree
		468 (59.68%)	252 (32.14%)	52 (6.63%)	9 (1.14%)	3 (0.38%)



25. Give three observation / suggestions to improve the overall teaching – learning experience in your institution

Consolidation of General suggestions by students and action to be taken

No	suggestions	Action to be taken	Responsibility
1	<ul style="list-style-type: none"> • Improve teacher student relationship • Teachers should be more friendly • More interaction of teachers with students • Teachers to be more approachable • Enhance tutorial hours • Understand emotional and mental health aspects of students 	Teacher should take deliberate action to improve teacher student relationship	All Teachers and HoDs
2	If Tutors are male teachers, provide a female teacher as assistant so that students can communicate their problems comfortably	Make sure that the students are supported by female mentors, if they are given a male faculty as class tutor	HoDs
3	Teachers should be unbiased and support weaker students	Teachers should develop strategies to support weaker students	All Teachers
4	<ul style="list-style-type: none"> • Need more industrial visits • Need opportunities to communicate with experts in their respective fields • More practical training 	All departments to explore new opportunities for Industrial Visits, Academia – Industry Interface, Interaction with Practitioners/Scientists etc.	All Departments
5	Need more opportunities for student internships	<p>All departments to incorporate internship as part of curriculum</p> <p>Find out new opportunities for internship and communicate it to students</p> <p>Provide support to students to do internships</p>	All departments and Internship Cell



6	Need more career-oriented mentoring	Departments to arrange session on career prospects in their area of study or interdisciplinary nature	Departments Career Guidance, Placement and Training Cell (CGPT)
7	Provide previous year question paper as well as answer keys to understand what model answers are expected from the students in end-semester exams	Teachers should discuss model question paper and answers with students	Departments and Teachers
8	Evaluate the effectiveness of Add on courses	Collect and analyse feedback of students on add-on courses	All Departments Curriculum enrichment Committee
9	Implement Swimming Course	Swimming course to be undertaken effectively by the Department of Physical Education Teachers to motivate students to attend the same	Physical Education Department
10	Make online classes more interactive, interesting, and attractive	All teachers find ways to improve their online classes IQAC to arrange common sessions on more strategies to make the online classes more attractive	All Teachers IQAC
11	Need experienced and competent faculty	Special Care for Faculty recruitment - Assistant Professors on contract especially for self-funded programmes	College Management and HoDs
12	Modify/reduce Portions considering the Pandemic situation	Can consider next year without losing the main content of the curriculum	Departments to develop a course plan
13	Value education classes to be revamped	Develop more creative and interesting value education sessions that suit students Elicit feedback from students and modify accordingly	Value Education Committee
14	More skills development and personality development sessions	More sessions to be arranged department-wise considering students requirements	Departments



15	More Campus Interviews to be arranged	More agencies to be explored	CGPT
16	Equipment in the lab to be in good condition	Timely repair or replacement	Science lab
17	Provide adequate information regarding exam system, CGPA, Grading etc.	Tutors should provide more information to students	Teachers and Exam Section
18	Provide information about interdisciplinary courses and its job opportunities.	Arrange sessions for students on interdisciplinary courses/ programmes	Departments
19	<ul style="list-style-type: none"> Students should be encouraged to do research Sessions beyond syllabus are required 	Teaching strategies to be modified Provide assignments based on research work (Conceptual or empirical)	All Teachers Departments
20	Give gap between days of internal examinations for doing the preparation well	Departments can consider giving adequate time for students to study in between internal examinations after discussing with students	Departments

Submitted to Governing Council and Approved on 08/04/2021



Dr Minimol K Jose
IQAC Coordinator



Dr Sr Beena Jose
Principal

